

What is APA Style?

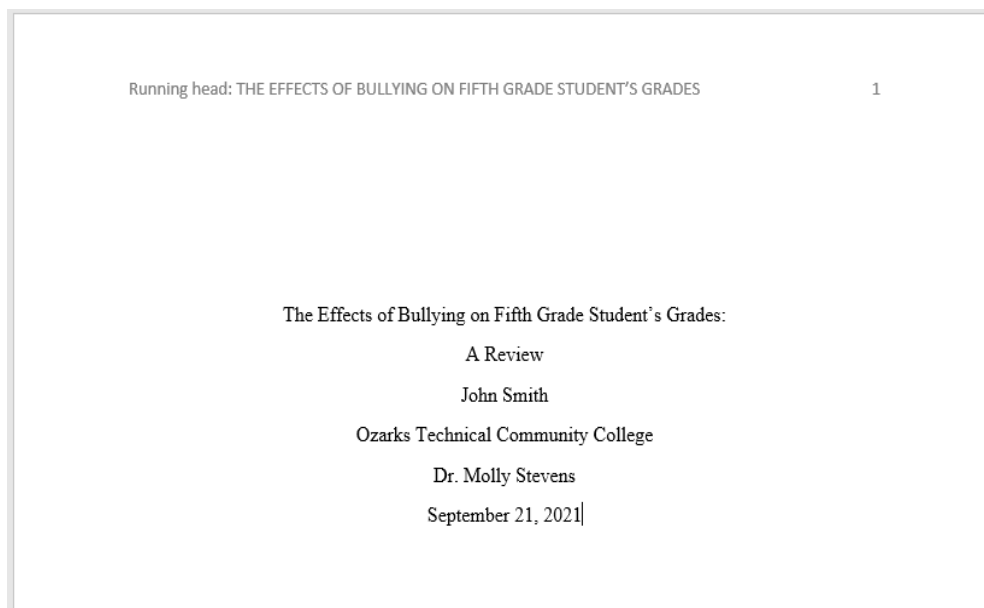
APA Style is the formatting style of the *American Psychological Association*. This type of format is generally used in the social science fields. This guide is based on APA's 7th Edition manual.

What is the format of APA Style?

- APA Style papers include a **title page**, **running head**, **reference** page, and sometimes an abstract. APA Style is double spaced, 12pt Times New Roman font, with 1" margins.

What is a title page?

- Unlike MLA, APA papers require a **title page**. Like the title page in a book, this lists the information about you, and who you're writing for, centered in the paper: **Title, Author, University, Instructor, and Due Date**. It also *may* include a **running head** along with the **page number** at the top (ask your instructor whether they require a running head or not).



What is a running head?

- According to APA 7th edition, student papers no longer require a running head. However, your instructor may wish for you to have practice in the professional style. Be sure to ask.
- The **running head** goes in the **header** of the title page, and every page after that has the **running head** *and* the **page number at the top right of the page** and the **running head at**

Need some help with APA?
Go to otc.edu/library or
Email us libraryref@otc.edu

Or contact the **OTC Writing Center** @
writingcenter@otc.edu
<http://academics.otc.edu/writingcenter/>

What is APA Style?

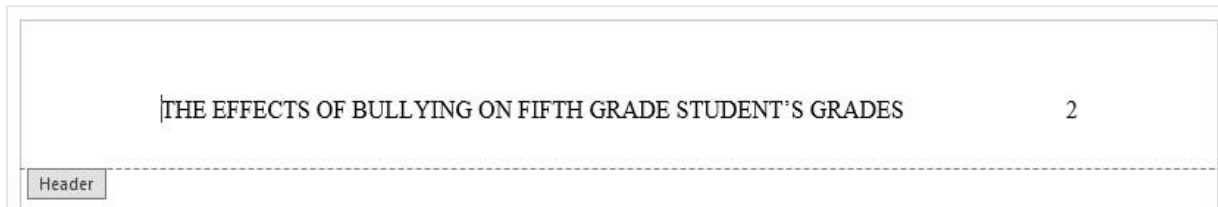
the top left of the page. If your instructor does not wish you to use a running head, the page number is all you'll need in the top left corner.

- A **running head** is the title of your paper, carried over to each page. The running head is in **all caps**, and should contain **no more than 50 characters** including spaces and punctuation. The header on **your title page/first page** should have **"Running head"** before the title. After the title page(s), **the header should have just the title and page number.**

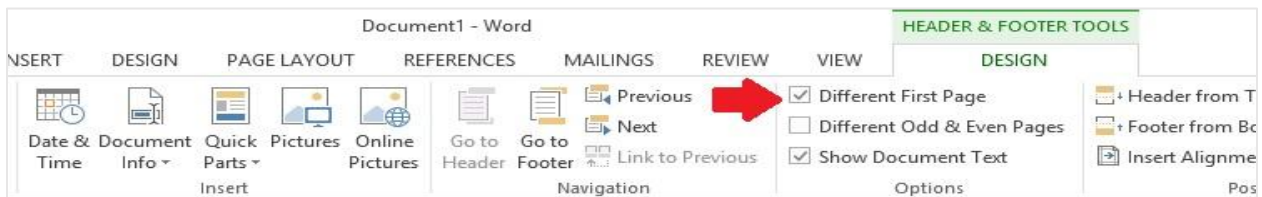
Title Page/Page 1:



Page 2 onwards:



- The running head on the first page is different from the rest of the paper. **To set this up in Microsoft Word, you can double-click on the Header of your paper, select the Design tab, and check the box marked Different First Page.** Then you can edit the header of your first page separate from the rest of the paper.



Do I title my source page "Works Cited", "References" or "Bibliography"?

- **References.** For more info, check out our [APA Citation Guide](#).

Need some help with APA?

Go to otc.edu/library or

Email us libraryref@otc.edu

Or contact the **OTC Writing Center @**

writingcenter@otc.edu

<http://academics.otc.edu/writingcenter/>