

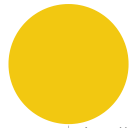
Program Report FIRE SCIENCE TECHNOLOGY

Program Name

Program Department


FST

Fall to Spring Retained or Graduated



Approaching Target

Fall to Fall Retained or Graduated



Below Target

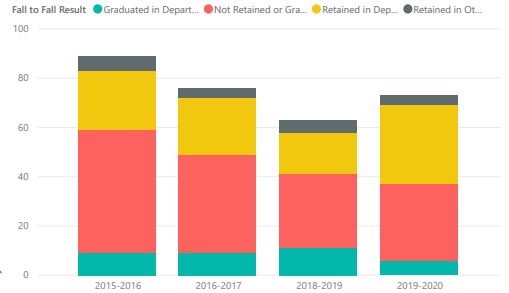
Key Performance Indicators:

The above graphics provide information on performance relative to institutional goals based on national community college benchmarks.

Declared Major Enrollment by Term (Totals are Unduplicated for Academic Year)

Academic Program	Term Type	2015-2016	2016-2017	2017-2018	2018-2019	2019-2020	2020-2021	Total
FIRE SERVICE ADMINISTRATION - AS.FSA	Total					1	2	2
	Summer	20	17	17	13	9	11	76
	Fall	85	71	83	60	64	63	297
FIRE SCIENCE TECHNOLOGY - AAS.FST	Total	78	67	64	58	56		227
	Summer	120	96	98	77	81	67	343
	Fall	1					4	5
FIRE SCIENCE TECHNOLOGY: FIRE OFFICER - CT.FST.FO	Total	2					2	2
	Summer	2					4	6
	Fall							
FIRE SCIENCE TECH: FUNDAMENTAL FIREFIGHTING - CT.FST.FF	Total		1	3				4
	Summer						8	31
	Fall	3	5	5	3	9		

Fall to Fall Outcomes



Transfer Destinations of Prior Year Declared Majors

Transfer Institution Rank

Graduates by Academic Year (Totals are Unduplicated for Academic Year)

Academic Program	Term Type	2015-2016	2016-2017	2017-2018	2018-2019	2019-2020	2020-2021	Total
FIRE SERVICE ADMINISTRATION - AS.FSA	Spring					1		1
	Total					1		1
	Summer						1	1
FIRE SCIENCE TECHNOLOGY - AAS.FST	Fall	1	2	3	5	1		12
	Spring	6	6	7	5	3		27
	Total	7	8	10	10	4		1
FIRE SCIENCE TECH: FUNDAMENTAL FIREFIGHTING - CT.FST.FF	Summer	1	1		3			5
	Fall	2	1	1	1	2		7
	Spring	1	3	3	9	1		17

Exit Exam Performance by Academic Year

Degree Level	Test Outcome	2016-2017	2017-2018	2018-2019	2019-2020	Total
AAS	Pass	1	3	3	3	7
	Total	1	3	3	3	7
	Did Not Pass			1		1
CT	Pass	1	2	7	2	12
	Total	1	2	8	2	13
	Total	1	3	11	5	20

Notes:

This report provides information on academic programs.

Select a program using the dropdown in the top-right to view information for that program.

Enrollment data comes from 4th Week Census captures and other information comes from Colleague data.

Data is shown for the last five completed academic years, data will appear for an academic year approximately three weeks following the end of the Spring term. Fall-to-Fall outcome data will be incomplete until the next Fall census occurs.

To view an expanded version of any data element, hover over it and then select the "Focus mode" icon in the top right corner.

If you have any questions or requests, please contact research@otc.edu.