
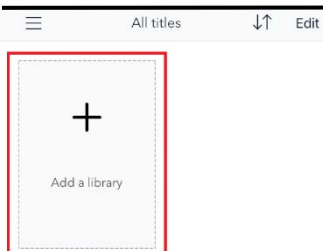
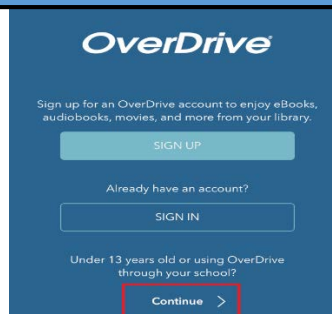


ACCESSING THE OVERDRIVE APP



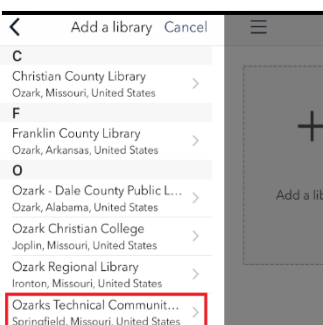
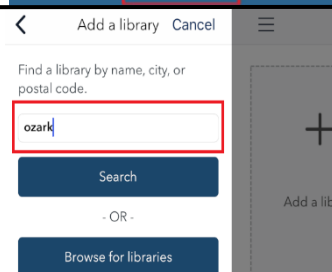
Step 1:
Download the app onto your phone.

Step 2:
Press "Continue" at the bottom of the page.



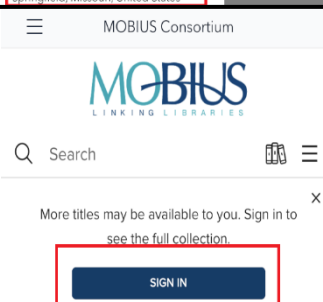
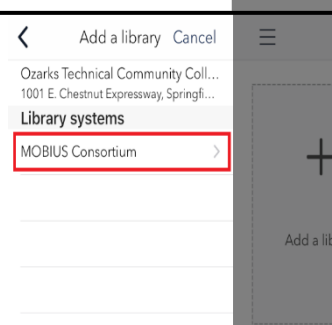
Step 3:
Press "Add a library."

Step 4:
Type "Ozark" into the search box



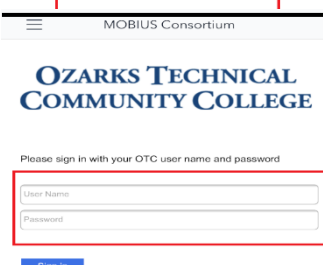
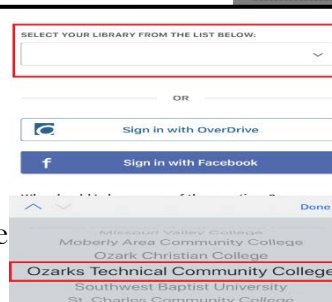
Step 5:
Find "Ozarks Technical Community College" at the bottom of the list and click it.

Step 6:
Tap MOBIUS Consortium





Step 7:
Press SIGN IN on the page

Step 8:
Tap on the bar below "Select your library from the list below" and find Ozarks Technical Community College



Step 9:
Sign in with your myOTC username and password.

Step 10:
Browse, request, and borrow any available e-book or audiobook
Enjoy!



PS: Access the desktop version at mobius.overdrive.com

